



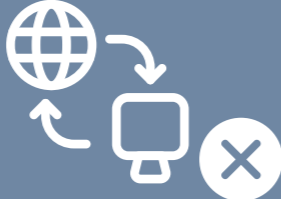


711 MagicBox



Extract BitLocker recovery key without disassembly.

Forensically-Sound Solution

 Non-Disassembly
 Non Brute-Force
 Internet-Free




Suitable for On-Scene

 Portable Hardwares






High Compatibility

 Compatible to Various Window PC

Easy to Use

 Pre-Scan Function
 One-Click Extraction
 Quick Extraction

Forensically-Sound Solution

-  **No Disassembly Required**
Extracts recovery key without opening
-  **Offline Operation**
No internet connection needed; fully DFL-compliant
-  **Non-Brute-Force Method:**
Saves significant time and resources
-  **Forensically Sound:**
Leaves storage data untouched and intact
-  **Plaintext Key Extraction:**
Recovers the full recovery key in readable

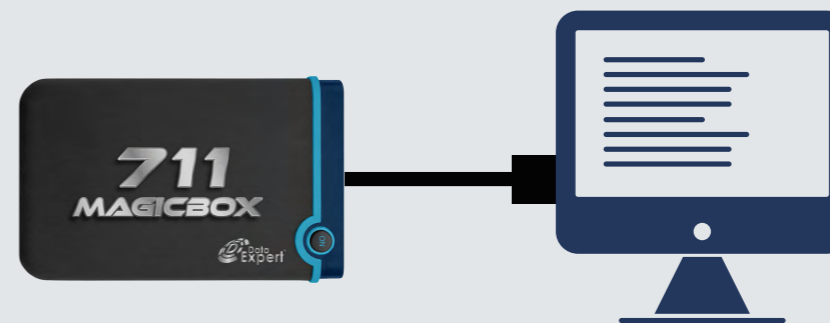
Pre-Scan Phrase



Pre-Scan Devices

1. Insert the "711 Pre-Scan USB Drive" into the target PC.
2. Boot the PC from the USB drive (external boot).
3. Run the diagnostic program from the USB.
4. Verify compatibility:
The program displays whether "711 MagicBox" is supported on the PC.

Retrieval Phrase



Extract Devices

1. Connect the "711 MagicBox" to the target PC by LAN cable.
2. Boot the PC from the "711 MagicBox" (external boot).
3. Click "One-Click Extraction" in the "711 MagicBox" interface.
4. Key is shown in the PC screen.

Extraction Procedure

Compatible PCs



- Most PCs
- Windows 10/11 systems
- Protected with TPM + BitLocker
- Manufactured before 2025

* This product is intended solely for use by law enforcement agencies.